



District Report Card: 2017


State: Chhattisgarh	District: Dhamtari
Class: 5	Subject: Language
Schools: 59	Students: 934


Participation/Coverage


Students

 GENDER	Boys		Girls	
	Number	%	Number	%
	466	49.89	468	50.11

 AREA	Rural		Urban	
	Number	%	Number	%
	869	93.04	65	6.96

 CATEGORY	SC		ST		OBC		GEN	
	Number	%	Number	%	Number	%	Number	%
	89	9.53	266	28.48	570	61.03	9	0.96

 CWSN	LD	VI	HI	S&LD	ID	Oth
	2	1	2	0	4	2

 Management	Government		Government-aided	
	Number	%	Number	%
	934	100.00	0	0.00

Average Performance of Students in Language (%)

Overall	Gender		Area		Management		Social Group			
	Male	Female	Rural	Urban	Govt.	Aided	SC	ST	OBC	GEN
48.03	48.57	47.49	48.54	41.23	48.03	0.00	47.19	48.10	48.19	44.44

Performance on Learning Outcomes (LOs)

Learning Outcomes	Description	Average Performance(%)
L504	Reads and comprehends independently storybooks, news items/ headlines, advertisements etc.	50.15
L508	Reads text with comprehension, locates details and sequence of events	46.97

Range of Performance of Students who Answered Correctly							
Below 30%		30% - 50%		50% - 75%		Above 75%	
Number	%	Number	%	Number	%	Number	%
170	18.20	321	34.37	386	41.33	57	6.10

Lowest Performing Learning Outcomes (LOs)

- 1 - Reads text with comprehension, locates details and sequence of events (46.97)
- 2 - Reads and comprehends independently storybooks, news items/ headlines, advertisements etc. (50.15)